



SPEED LIMITERS & CRUISE CONTROL



For a more relaxed and less tiring drive - Cruise Controls are fast becoming the accessories of choice to the modern driver.

Improve Fuel Economy.

Setting the cruise at a suitable speed improves fuel economy by reducing the amount of acceleration and so promoting safer, more fuel efficient driving.

Reduce Driver Fatigue.

Cruise control promotes more relaxed and comfortable driving, giving you as the driver less to think about and allowing you to pay more attention to the road.

Reduce Accidental Speeding.

Very important in this increasingly watched world we live in, safeguard against speed traps, and staying safe on the road.

- **2 Year Guarantee & extended warranty available.**
- **Tested and Certified to the highest European safety standards.**
- **Available for virtually any vehicle.**
- **Some original equipment command modules available.**



Cruise control is available on almost any vehicle without having to upgrade to the next trim level... potentially saving you hundreds of pounds, not to mention the fuel savings. Specific car kits available - ask a member of our sales team for a quote, just tell us the vehicle make, model and year.

GC90 Cruise Control with Integrated Speed Limiter

The professional range of cruise controls offer all the functions of a factory fitted system - and more compared with some. Functions include speed increase, speed decrease and preset memories.

Options can include cruise control, driver-set speed limiter and top end speed limiter (speed limiter functions available on most new vehicles, check with our sales team or go online at www.conrad-anderson.co.uk)



Cruise control is available for 99% of road vehicles. The GC90 is one of 3 base units which, combined with a selection of command modules give an option to fit any vehicle. The correct kit combination depends on your vehicle make, model and year.

Vehicle specific options available, talk to a member of the sales team for the right kit combination for your vehicle



Safety Matters

Gold Cruise units are Tested and Certified to the highest European safety standards - CE, TUV and RoHS. All units accept brake and clutch signals so that they automatically deactivate when either is dipped. Also included are various features designed to make driving both relaxing and safe:

- Automatic shut off if speed changes significantly - if the road speed drops or gains 15% of the set speed, so as not to damage the engine.
- Brake circuit test - the unit requires resistance across the brake circuit to activate, so if your brake lights are not working the cruise will not activate.



Engagement Speeds

The **minimum** engagement speed of the cruise control is less than 30 MPH.
The **maximum** engagement speed of the cruise control is 100+ MPH.

OEM Quality, Aftermarket Choice

Finger tips controls is the key to any driving aid. Conrad Anderson provide a range of elegantly designed command modules that seamlessly integrate with most vehicles.

The range of command modules give you the choice depending on how you would want to use the system.

Whether you prefer stalk, steering wheel or dash mounted command models, preset memories or just the resume function, the choice is yours.



GC5 with pre-set memories



GC3



GC Peugeot and Citroen



GCIR steering wheel mount



GC1 dash mount



CM8 memory module

Conrad Anderson

with

GoldCruise

All the command modules operate the same basic functions - 'set', 'speed increase', 'speed decrease', and 'resume speed'. Some have extra functions such as the CM30 and CM25 which have 'coast' to deactivate and built-in memory functions; this allows the user to pre-programme 3 separate speeds.

The wide range of command modules means the option of cruise control is available to almost every car on the road today.

We also offer a range of OEM command modules; they are in constant development. Please ask for a solution to suit your vehicle.





CM8 Memory Module:

Add-on Multiple Memory Module. Can be used in conjunction with any command module. Allows the input of three selectable speeds; activate by pressing the relevant button. Very useful for keeping to the speed limit.

Conrad Anderson Command Modules have additional features such as cruise engagement LEDs, illuminated keys for night driving or soft-touch contoured buttons.

SPEED LIMITERS



Improve Fuel Economy.
Reduce Driver Fatigue.
Reduce Accidental Speeding.

Driver Speed Limiting, whether on company cars or commercial fleets, are fast becoming the accessories of choice. They reduce fuel consumption and wear-and-tear both on the vehicle and the driver. They also cover an employers duty of care towards their drivers.



GC90



Variations available:

- Dual function, driver operated limiter with cruise control.
- Top speed limiter.

Conrad Anderson is a premier supplier of vehicle electronic accessories. We have been specialising in Speed Control Systems since our inception in 1997 and have gained an unrivalled reputation as a reliable and reputable supplier with 13 years of hands-on technical expertise to back up our Sales.

Freephone: 0800 279 0085

Conrad Anderson L.L.P, 57-59 Sladefield Road, Ward End, Birmingham B8 3PF

Telephone: 0121 247 0619 Fax: 0121 247 0974

E-mail: orders@conrad-anderson.co.uk Website: <http://www.conrad-anderson.co.uk>